

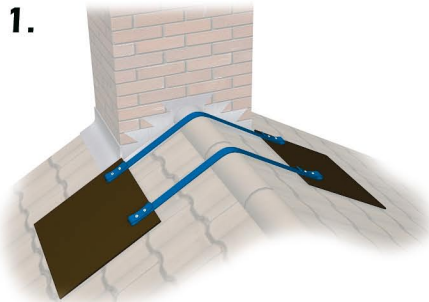
Chimney Access Ridge Stand

ASSEMBLY INSTRUCTIONS

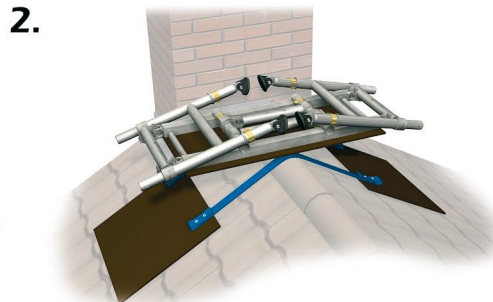


MAX: STATIC VERTICAL LOAD 150KG (23.5 STONE)

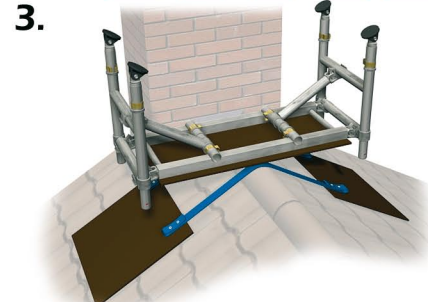
Use ladder and roof ladder to provide access to roof apex.



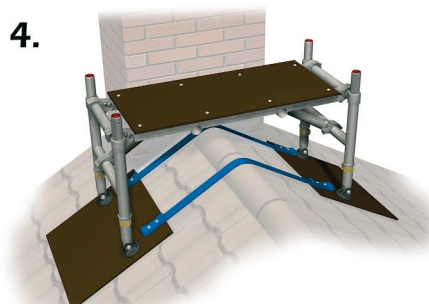
1. Locate set of baseboards on roof.



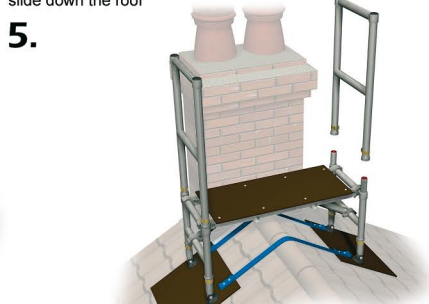
2. Carry up folded C.A.R.S unit and assemble platform and end frames in upside down position, as shown.
NOTE :- DO NOT let go of unit during this assembly as it may slide down the roof



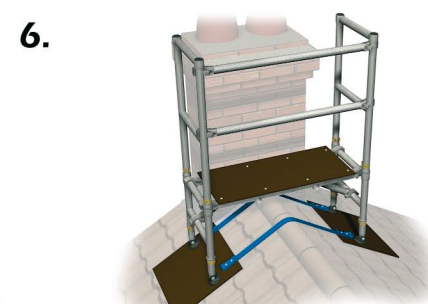
3. Ensure the two captive diagonals on the platform are clipped onto and securely located to the 2nd rung of each frame,



4. Turn the unit over and ensure the round rubber feet are seated evenly on the base boards. Ensure the platform is level. Use the telescopic legs to level the unit, for example, when roof pitches vary.

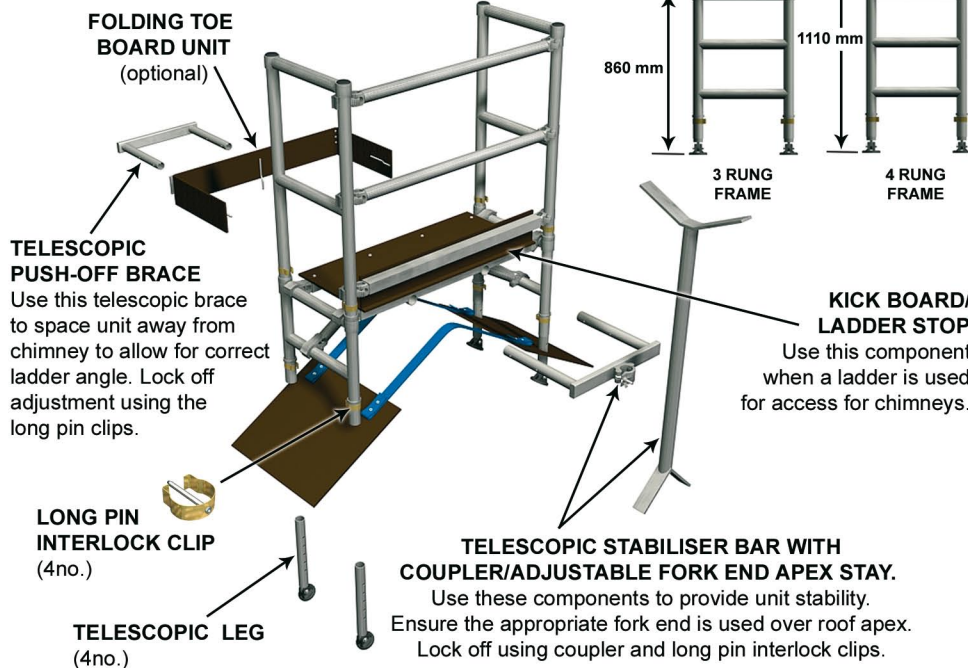


5. Fit two guard-rail frames onto the upstanding spigots from the frames below. Lock the frames using the interlock clips at the base of the guard-rail frames.



6. Fit two horizontal-rail braces onto the verticals of the frames. Ensure the hooks are inboard on the platform side.

7. **NOTE :-**
Unit must be tied into chimney which must be a sound structure. Use the 3m Yellow cam buckle strap.(included)



OPTIONAL FRAMES (in lieu of 2 rung frames)

COMPONENT WEIGHTS

457mm CARS (18") Platform Width		Weight kg
Part No.	Description	
CARS01	Set of base boards	5.0
CARS02	2 rung frame	2.0
CARS03	3 rung frame	2.3
CARS04	4 rung frame	3.4
CARS05	Platform unit	9.8
CARS06	1m 2 rung guardrail frame	2.5
CARS07	Horizontal guardrail brace	1.6
CARS08	Telescopic leg	1.0
CARS09	Telescopic push off brace/telescopic stabiliser bar with coupler/adjustable fork end apex stay	Lot @ 4.6
CARS10	Kickboard/ladder stop	2.9
CARS11	3m yellow cam buckle strap	0.2
CARS12	Folding toeboard unit (3 sides)	2.9

610mm CARS (24") Platform Width		Weight kg
Part No.	Description	
CARS01W	Set of base boards	7.8
CARS02W	2 rung frame	2.3
CARS03W	3 rung frame	2.6
CARS04W	4 rung frame	3.9
CARS05W	Platform unit	10.6
CARS06W	1m 2 rung guardrail frame	2.9
CARS07	Horizontal guardrail brace	1.6
CARS08	Telescopic leg	1.0
CARS09W	Telescopic push off brace/telescopic stabiliser bar with coupler/adjustable fork end apex stay	Lot @ 5.0
CARS10W	Kickboard/ladder stop	3.0
CARS11	3m yellow cam buckle strap	0.2
CARS12W	Folding toeboard unit (3 sides)	3.4

Training and risk assessments

The Regulations and HSE require that operatives are trained and a risk assessment is conducted for all work at height.
NOTE: Ability International Limited is a training provider accredited to BS EN ISO 9001:2008, SAFEcontractor and Achilles.